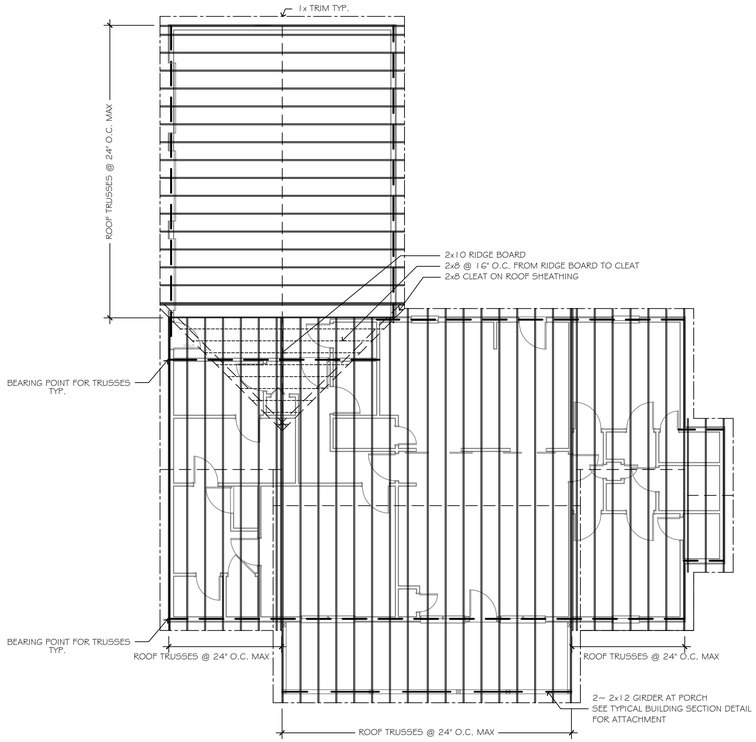

ROOF FRAMING PLAN

SCALE 1/8" = 1'-0"
NOTE: CONTRACTOR TO VERIFY ALL DIMENSIONS

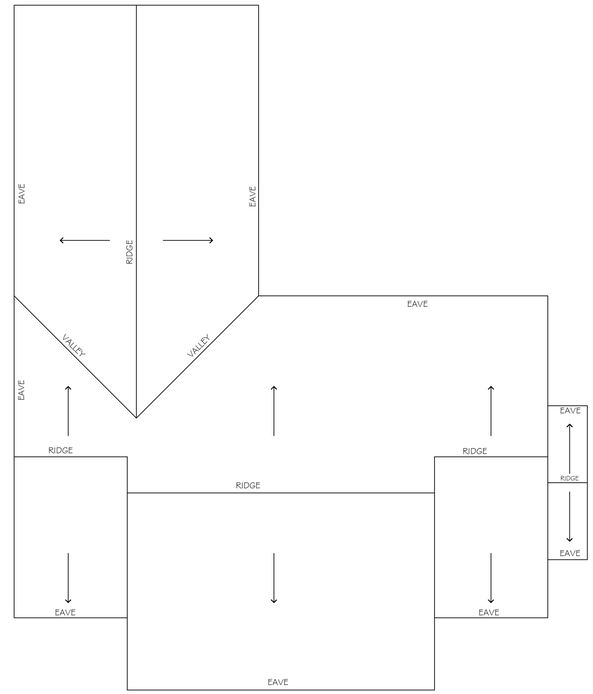

ROOF PLAN

SCALE 1/8" = 1'-0"
NOTE: CONTRACTOR TO VERIFY ALL DIMENSIONS

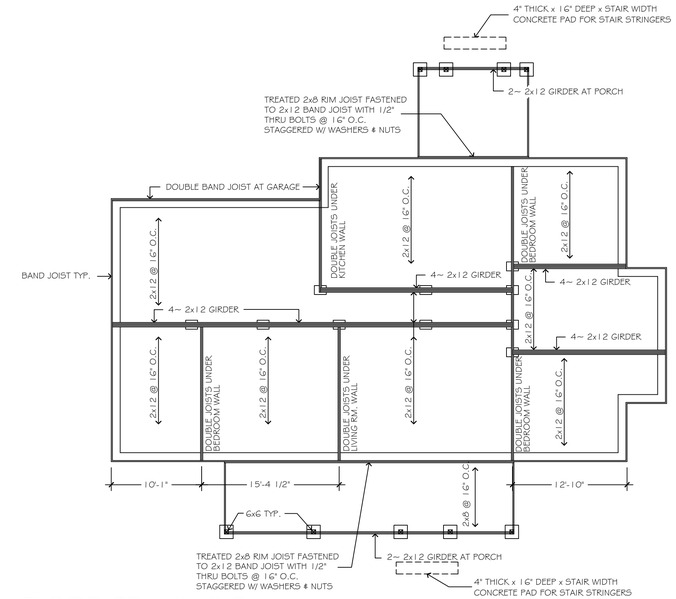

FLOOR FRAMING PLAN

SCALE 1/8" = 1'-0"
NOTE: CONTRACTOR TO VERIFY ALL DIMENSIONS
PROVIDE 2x8 BLOCKING W/ 1/2" x 5" LAG BOLTS FOR POSTS SECURING HANDRAILS

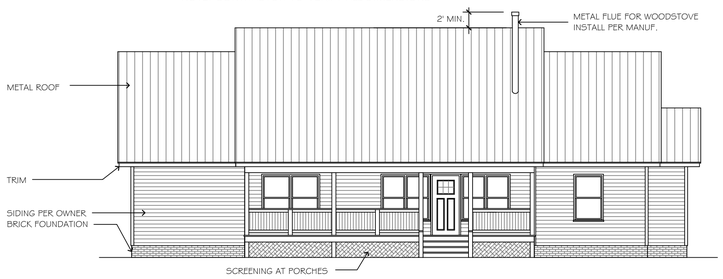

FRONT ELEVATION

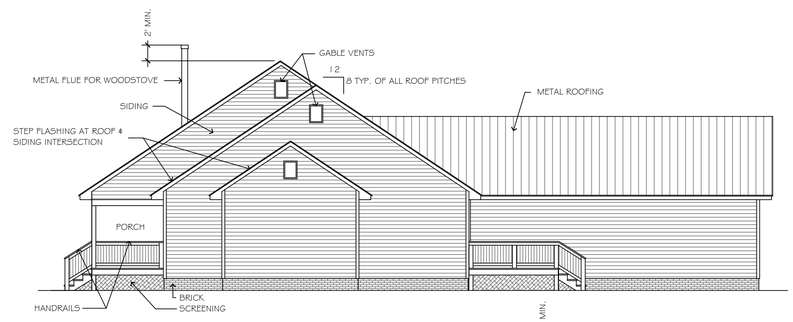

RIGHT ELEVATION

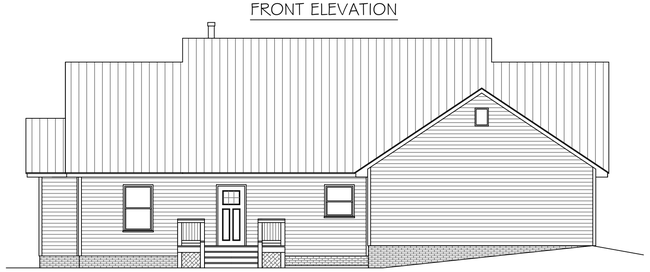

REAR ELEVATION

LEFT ELEVATION

ELEVATIONS

SCALE 1/8" = 1'-0"
NOTE: CONTRACTOR TO VERIFY ALL DIMENSIONS

PORCH & STAIR NOTES

MAX RISER - 8.25", MIN TREAD 9"

IF DECK/PORCH IS ABOVE 30" TO FINISH GRADE PROVIDE PICKETS @ 5" O.C. MAX AND NO OPENINGS LARGER THAN 4" IN GUARDRAIL IF SMALLER PICKETS OR OTHER SYSTEM USED.

PROVIDE HANDRAIL AT 34" to 36" ABOVE THE TREADS ON BOTH SIDES OF STAIRS

STAIR TREADS SHALL BE 2x12 OR 2~ 2x6 or 2~ 5/4 BOARDS

ALL STAIRWAY FRAMING SHALL BE TREATED WOOD

ENCLOSE ALL RISERS

PROVIDE 1" NOSING ON ALL STAIRS

PROVIDE 2x12 STRINGERS @ 16" O.C. MAX.

PROVIDE 16" x 4" THICK CONCRETE BASE FOR STRINGERS AT GRADE LEVEL

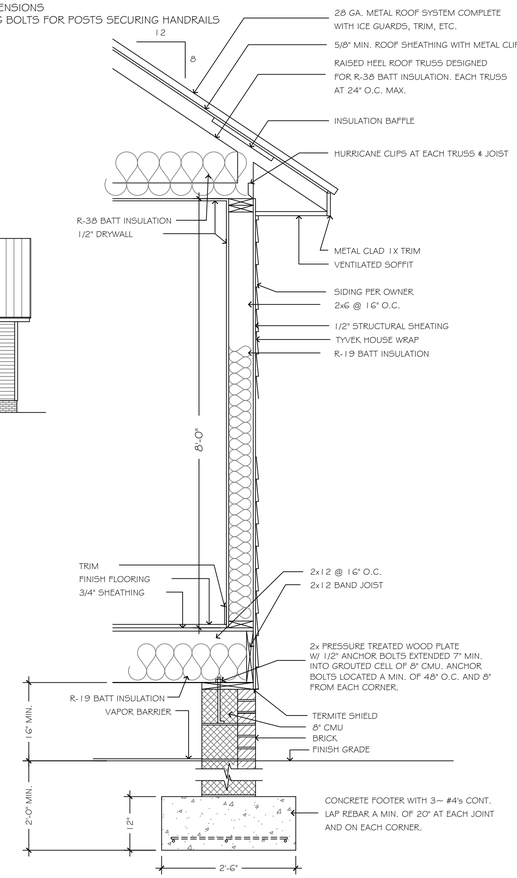

1 / 3 TYPICAL WALL SECTION
SCALE 3/4" = 1'-0"

COMMONWEALTH OF VIRGINIA
KEITH E. BARKER
Lic. No. 8619
MARCH 3, 2025
ARCHITECT

Floor Framing Plan
Roof Framing Plan
Roof Plan
Typical Wall Section
Elevations

Ernesto Ochoa
New House
2270 Davis Knob Road
Galax, VA

KEB Consulting
Keith E. Barker, Architect
916 W. Stuart Drive
Galax, VA 24333
(276) 233-7644

Date : 02/28/2025
Revised : 03/02/2025
Revised :

THESE DRAWINGS ARE THE PROPERTY OF KEB CONSULTING. ANY REPRODUCTION, COPYING OR USE OF THESE DRAWINGS OTHER THAT FOR THIS PROJECT WITHOUT WRITTEN CONSENT IS PROHIBITED.